



The grinding expert The grain expert



देश की चक्की आटोमाइज



AATOMIZE is not just a company, **AATOMIZE** is a GROUP OF COMPANIES, Our Group of companies having an expertise in machinery R&D, Sheet Metal Machinery Manufacturer, Food Machine Manufacturer and Induction Motor Manufacturer, in **AATOMIZE** we have team of experts who are dedicated to produce the range of machinery like 2 in 1 Pulverizer, Masala Machine, Domestic Flour Mill, Dal Machine, Sugar Grinding Machine, Rice Mill Machine, Grading Machine, Daliya Machine, Coffee Roaster Machine, Vibro Machine, Packing Machine for all kind of grinding grains and spices. Which provides the impact individual with growing the customer worldwide.

We are delegate to produce wide range of FOOD PROCESSING machineries under one roof due to our CORE STRENGTH of all in-house machineries like : Sheet Metal Laser Cutting, CNC Bending, Fabrication Laser Welding, Coating Plant, Assembly and Testing Unit.

AATOMIZE group is constantly working on micro level quality improvement, R&D, New Technology enhancement and committed towards the sustainable growth of all those who join us.

AATOMIZE having 300+ employees and it will be increase more in the coming future.

“The ultimate goal of **AATOMIZE** is to
NEVER COMPROMISE”

Never compromise on...

- Customer's requirements
- Easy maintenance
- Safety and security of customers
- Classy finishing
- Highest quality products
- Modern technology's usage and adaptation

“It's not the number of people That matters...
But the quality of
Unity in that amount of people...
Is what matters”



www.amplindia.co.in



Sheet Metal Components
Manufacturer

www.aatomizespices.com



Authentic & Traditional
Indian Spices & Varieties
of Flours

www.aavaron.in



India's No. 1
Manufacturing of
Pulverizer Machines

www.9primevolt.com



World Class
Manufacturing of
AC Induction Motor Drives

www.aarndeprojects.com



Widely Manufactured
Coffee Roaster

2 IN 1 PULVERIZER



CRETA POWER 2 IN 1 PULVERIZER



PATENT NO. : 349060
DESIGN NO. : 327657-001

CRETA POWER	3 HP	3 HP	5 HP
MODEL NO.	AZ302A	AZ303A	AZ502A
GRINDING CAPACITY PER HRS	25 TO 40 KG	25 TO 40 KG	40 TO 60 KG
AUTOMATION GRADE	AUTOMATIC	AUTOMATIC	AUTOMATIC
MATERIAL	MS BODY	MS BODY	MS BODY
POWER SOURCE	ELECTRIC	ELECTRIC	ELECTRIC
VOLTAGE (V)	220	415	415
CURRENT (A)	15	4.5	7.5
CORROSION RESISTANCE	YES	YES	YES
POWER CONSUMPTION	2.50KWH	2.50KWH	4.00KWH
MOTOR SPEED	2880	2880	2880
FREQUENCY (HZ)	50	50	50
MOTOR TYPE	SINGLE PHASE	THREE PHASE	THREE PHASE
COATING	POWDER COATING	POWDER COATING	POWDER COATING
CHAMBER	DOUBLE CHAMBER	DOUBLE CHAMBER	DOUBLE CHAMBER
MACHINE DIMENSION INCH	L-32", W-17", H-46"	L-32", W-17", H-46"	L-36", W-19", H-49.5"
FRONT CHAMBER DIMENSION INCH	10" Dia x 6.5" Depth	10" Dia x 6.5" Depth	12" Dia x 6.5" Depth
PRICE			

HEAVY DUTY 2 IN 1 PULVERIZER

DOUBLE CHAMBER



PATENT NO. : 349060
DESIGN NO. : 327657-001

HEAVY DUTY	7.5 HP	10 HP	15 HP
MODEL NO.	AZ751A	AZ1001A	AZ1501A
GRINDING CAPACITY PER HRS	60 TO 100 KG	70 TO 120 KG	120 TO 160 KG
AUTOMATION GRADE	AUTOMATIC	AUTOMATIC	AUTOMATIC
MATERIAL	MS BODY	MS BODY	MS BODY
POWER SOURCE	ELECTRIC	ELECTRIC	ELECTRIC
VOLTAGE (V)	415	415	415
CURRENT (A)	11	16	22
CORROSION RESISTANCE	YES	YES	YES
POWER CONSUMPTION	7.00KWH	9.00KWH	14.00KWH
MOTOR SPEED	2880	2880	2880
FREQUENCY (HZ)	50	50	50
MOTOR TYPE	THREE PHASE	THREE PHASE	THREE PHASE
COATING	POWDER COATING	POWDER COATING	POWDER COATING
CHAMBER	DOUBLE CHAMBER WITH PEDICTION	DOUBLE CHAMBER WITH PEDICTION	DOUBLE CHAMBER WITH PEDICTION
MACHINE DIMENSION INCH	L-60", W-22", H-49"	L-64", W-22", H-51"	L-68", W-25", H-53"
FRONT CHAMBER DIMENSION INCH	14" Dia x 8.5" Dep.	14" Dia x 8.5" Dep.	16" Dia x 10.5" Dep.
PRICE			

2 IN 1 PULVERIZER



HEAVY DUTY 2 IN 1 PULVERIZER

DOUBLE CHAMBER

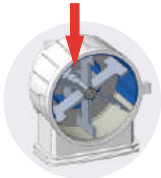


PATENT NO. : 349060
DESIGN NO. : 327657-001

HEAVY DUTY	20 HP	30 HP	50 HP
MODEL NO.	AZ2001A	AZ3001A	AZ5001A
GRINDING CAPACITY PER HRS	150 TO 200 KG	250 TO 300 KG	400 TO 450 KG
AUTOMATION GRADE	AUTOMATIC	AUTOMATIC	AUTOMATIC
MATERIAL	MS BODY	MS BODY	MS BODY
POWER SOURCE	ELECTRIC	ELECTRIC	ELECTRIC
VOLTAGE (V)	415	415	415
CURRENT (A)	28	42	75
CORROSION RESISTANCE	YES	YES	YES
POWER CONSUMPTION	17.00KWH	25.00KWH	47.00KWH
MOTOR SPEED	2880	2880	2880
FREQUENCY (HZ)	50	50	50
MOTOR TYPE	THREE PHASE	THREE PHASE	THREE PHASE
COATING	POWDER COATING	POWDER COATING	POWDER COATING
CHAMBER	DOUBLE CHAMBER WITH PEDITION	DOUBLE CHAMBER WITH PEDITION	DOUBLE CHAMBER WITH PEDITION
MACHINE DIMENSION INCH	L-68", W-27", H-53"	L-76", W-30", H-58.5"	CUSTOMIZED
FRONT CHAMBER DIMENSION INCH	16" Dia x 11.0" Dep.	17.6" Dia x 11.0 Dep.	19.6" Dia x 12.5" Dep.
PRICE			

CRETA POWER 2 IN 1 PULVERIZER WITH CYCLONE

DOUBLE CHAMBER



PATENT NO. : 349060
DESIGN NO. : 327657-001

CRETA POWER	5 HP
MODEL NO.	AZC502A
GRINDING CAPACITY PER HRS	40 TO 60 KG
AUTOMATION GRADE	AUTOMATIC
MATERIAL	MS BODY
POWER SOURCE	ELECTRIC
VOLTAGE (V)	415
CURRENT (A)	7.5
CORROSION RESISTANCE	YES
POWER CONSUMPTION	5.00KWH
MOTOR SPEED	2880
FREQUENCY (HZ)	50
MOTOR TYPE	THREE PHASE
COATING	POWDER COATING
CHAMBER	DOUBLE CHAMBER
MACHINE DIMENSION INCH	L-36", W-19", H-49.5"
FRONT CHAMBER DIMENSION INCH	12" Dia x 6.5" Depth
CYCLONE MOTOR	0.5 hp & 0.5 hp
CYCLONE DIMENSION INCH	L-22", W-22", H-93"
PRICE	

2 IN 1 PULVERIZER



HEAVY DUTY 2 IN 1 PULVERIZER WITH CYCLONE

DOUBLE CHAMBER



PATENT NO. : 349060
DESIGN NO. : 327657-001

HEAVY DUTY	7.5 HP	10 HP	15 HP
MODEL NO.	AZC751A	AZC1001A	AZC1501A
GRINDING CAPACITY PER HRS	60 TO 100 KG	70 TO 120 KG	120 TO 160 KG
AUTOMATION GRADE	AUTOMATIC	AUTOMATIC	AUTOMATIC
MATERIAL	MS BODY	MS BODY	MS BODY
POWER SOURCE	ELECTRIC	ELECTRIC	ELECTRIC
VOLTAGE (V)	415	415	415
CURRENT (A)	11	16	22
CORROSION RESISTANCE	YES	YES	YES
POWER CONSUMPTION	7.00KWH	9.00KWH	14.00KWH
MOTOR SPEED	2880	2880	2880
FREQUENCY (HZ)	50	50	50
MOTOR TYPE	THREE PHASE	THREE PHASE	THREE PHASE
COATING	POWDER COATING	POWDER COATING	POWDER COATING
CHAMBER	DOUBLE CHAMBER WITH PEDICTION	DOUBLE CHAMBER WITH PEDICTION	DOUBLE CHAMBER WITH PEDICTION
MACHINE DIMENSION INCH	L-60", W-22", H-49"	L-64", W-22", H-51"	L-68", W-25", H-53"
FRONT CHAMBER DIMENSION INCH	14" Dia x 8.5" Dep.	14" Dia x 8.5" Dep.	16" Dia x 10.5" Dep.
CYCLONE MOTOR	0.5 hp & 1 hp	0.5 hp & 1 hp	0.5 hp & 2 hp
CYCLONE DIMENSION INCH	L-22", W-22", H-93"	L-22", W-22", H-93"	L-30", W-30", H-100"
PRICE			

HEAVY DUTY 2 IN 1 PULVERIZER WITH CYCLONE

DOUBLE CHAMBER



PATENT NO. : 349060
DESIGN NO. : 327657-001

HEAVY DUTY	20 HP	30 HP	50 HP
MODEL NO.	AZC2001A	AZC3001A	AZC5001A
GRINDING CAPACITY PER HRS	150 TO 200 KG	250 TO 300 KG	400 TO 450 KG
AUTOMATION GRADE	AUTOMATIC	AUTOMATIC	AUTOMATIC
MATERIAL	MS BODY	MS BODY	MS BODY
POWER SOURCE	ELECTRIC	ELECTRIC	ELECTRIC
VOLTAGE (V)	415	415	415
CURRENT (A)	28	42	75
CORROSION RESISTANCE	YES	YES	YES
POWER CONSUMPTION	17.00KWH	25.00KWH	47.00KWH
MOTOR SPEED	2880	2880	2880
FREQUENCY (HZ)	50	50	50
MOTOR TYPE	THREE PHASE	THREE PHASE	THREE PHASE
COATING	POWDER COATING	POWDER COATING	POWDER COATING
CHAMBER	DOUBLE CHAMBER WITH PEDICTION	DOUBLE CHAMBER WITH PEDICTION	DOUBLE CHAMBER WITH PEDICTION
MACHINE DIMENSION INCH	L-68", W-27", H-53"	L-76", W-30", H-58.5"	CUSTOMIZED
FRONT CHAMBER DIMENSION INCH	16" Dia x 11.0" Dep.	17.6" Dia x 11.0 Dep.	19.6" Dia x 12.5" Dep.
CYCLONE MOTOR	0.5 hp & 2 hp	0.5 hp & 2 hp	1 hp & 3 hp
CYCLONE DIMENSION INCH	L-30", W-30", H-100"	L-30", W-30", H-108"	-
PRICE			

PULVERIZER WITH GRADER



HEAVY DUTY 2 IN 1 PULVERIZER WITH GRADER WITH CYCLONE

DOUBLE CHAMBER



PATENT NO. : 349060
DESIGN NO. : 327657-001

HEAVY DUTY	5 HP	7.5 HP	10 HP
MODEL NO.	AZAGC502A	AZAGC751A	AZAGC1001A
GRINDING CAPACITY PER HRS	40 TO 60 KG	60 TO 100 KG	70 TO 120 KG
AUTOMATION GRADE	AUTOMATIC	AUTOMATIC	AUTOMATIC
MATERIAL	MS BODY	MS BODY	MS BODY
POWER SOURCE	ELECTRIC	ELECTRIC	ELECTRIC
VOLTAGE (V)	415	415	415
CURRENT (A)	7.5	11	16
CORROSION RESISTANCE	YES	YES	YES
POWER CONSUMPTION	5.00KWH	7.00KWH	9.00KWH
MOTOR SPEED	2880	2880	2880
FREQUENCY (HZ)	50	50	50
MOTOR TYPE	THREE PHASE	THREE PHASE	THREE PHASE
COATING	POWDER COATING	POWDER COATING	POWDER COATING
CHAMBER	DOUBLE CHAMBER	DOUBLE CHAMBER WITH PEDITION	DOUBLE CHAMBER WITH PEDITION
MACHINE DIMENSION INCH	L-36", W-19", H-49.5"	L-60", W-22", H-49"	L-64", W-22", H-51"
FRONT CHAMBER DIMENSION INCH	12" Dia x 6.5" Depth	14" Dia x 8.5" Dep.	14" Dia x 8.5" Dep.
CYCLONE MOTOR	0.5 hp & 0.5 hp	0.5 hp & 1 hp	0.5 hp & 1 hp
GRADER WITH CYCLONE DIMENSION	L-70", W-56", H-114"	L-70", W-56", H-114"	L-70", W-56", H-114"
PRICE			

HEAVY DUTY 2 IN 1 PULVERIZER WITH GRADER WITH CYCLONE

DOUBLE CHAMBER



PATENT NO. : 349060
DESIGN NO. : 327657-001

HEAVY DUTY	15 HP	20 HP	30 HP
MODEL NO.	AZAGC1501A	AZAGC2001A	AZAGC3001A
GRINDING CAPACITY PER HRS	120 TO 160 KG	150 TO 200 KG	250 TO 300 KG
AUTOMATION GRADE	AUTOMATIC	AUTOMATIC	AUTOMATIC
MATERIAL	MS BODY	MS BODY	MS BODY
POWER SOURCE	ELECTRIC	ELECTRIC	ELECTRIC
VOLTAGE (V)	415	415	415
CURRENT (A)	22	28	42
CORROSION RESISTANCE	YES	YES	YES
POWER CONSUMPTION	14.00KWH	17.00KWH	25.00KWH
MOTOR SPEED	2880	2880	2880
FREQUENCY (HZ)	50	50	50
MOTOR TYPE	THREE PHASE	THREE PHASE	THREE PHASE
COATING	POWDER COATING	POWDER COATING	POWDER COATING
CHAMBER	DOUBLE CHAMBER WITH PEDITION	DOUBLE CHAMBER WITH PEDITION	DOUBLE CHAMBER WITH PEDITION
MACHINE DIMENSION INCH	L-68", W-25", H-53"	L-68", W-27", H-53"	L-76", W-30", H-58.5"
FRONT CHAMBER DIMENSION INCH	16" Dia x 10.5" Dep.	16" Dia x 11.0" Dep.	17.6" Dia x 11.0" Dep.
CYCLONE MOTOR	0.5 hp & 2 hp	0.5 hp & 2 hp	0.5 hp & 2 hp
GRADER WITH CYCLONE DIMENSION	L-72.5", W-56", H-117"	L-72.5", W-56", H-117"	L-72.5", W-56", H-119"
PRICE			

MASALA MACHINE



MASALA MACHINE WITHOUT CYCLONE



* Depends on material & sieve size

MASALA MACHINE	3 HP	5 HP
MODEL NO.	AM302	AM502
GRINDING CAPACITY PER HRS	30 TO 35 KG*	50 TO 60 KG*
AUTOMATION GRADE	SEMI AUTOMATIC	SEMI AUTOMATIC
MATERIAL	MS BODY	MS BODY
POWER SOURCE	ELECTRIC	ELECTRIC
VOLTAGE (V)	415	415
CURRENT (A)	4.5	7.5
CORROSION RESISTANCE	YES	YES
POWER CONSUMPTION	2.50KWH	4.00KWH
MOTOR RPM	1440	1440
BEATER (CUTTER) RPM	3840	3840
FREQUENCY (HZ)	50	50
MOTOR TYPE	THREE PHASE	THREE PHASE
COATING	POWDER COATING	POWDER COATING
CHAMBER	DOUBLE CHAMBER	DOUBLE CHAMBER
MACHINE DIMENSION INCH	L-51", W-20", H-44"	L-54", W-20", H-46"
F CHAMBER DIMENSION INCH	10" Dia x 5" Depth	10" Dia x 6.5" Depth
PRICE		


MASALA MACHINE WITH CYCLONE



* Depends on material & sieve size

MASALA MACHINE WITH CYCLONE	3 HP	5 HP	7.5 HP
MODEL NO.	AMC302	AMC502	AMC752
GRINDING CAPACITY PER HRS	30 TO 35 KG*	50 TO 60 KG*	60 TO 80 KG*
AUTOMATION GRADE	SEMI AUTOMATIC	SEMI AUTOMATIC	SEMI AUTOMATIC
MATERIAL	MS BODY	MS BODY	MS BODY
POWER SOURCE	ELECTRIC	ELECTRIC	ELECTRIC
VOLTAGE (V)	415	415	415
CURRENT (A)	4.5	7.5	11
CORROSION RESISTANCE	YES	YES	YES
POWER CONSUMPTION	3.50KWH	5.00KWH	8.00KWH
MOTOR RPM	1440	1440	1440
BEATER (CUTTER) RPM	3840	3840	3840
FREQUENCY (HZ)	50	50	50
MOTOR TYPE	THREE PHASE	THREE PHASE	THREE PHASE
COATING	POWDER COATING	POWDER COATING	POWDER COATING
CHAMBER	DOUBLE CHAMBER	DOUBLE CHAMBER	DOUBLE CHAMBER
MACHINE DIMENSION INCH	L-51", W-20", H-44"	L-55.5", W-20", H-46"	L-57", W-22", H-48"
FRONT CHAMBER DIMENSION INCH	10" Dia x 5.00" Depth	10" Dia x 6.5" Depth	12" Dia x 6.5" Depth
CYCLONE DIMENSION INCH	L-22", W-22", H-93"	L-22", W-22", H-93"	L-30", W-30", H-100"
CYCLONE MOTOR	0.5 & 1 HP	0.5 & 1 HP	0.5 & 1 HP
PRICE			

MASALA MACHINE



MASALA MACHINE WITH CYCLONE



* Depends on material & sieve size

MASALA MACHINE WITH CYCLONE	10 HP	20 HP
MODEL NO.	AMC1002	AMC2002
GRINDING CAPACITY PER HRS	80 TO 100 KG*	150 TO 190 KG*
AUTOMATION GRADE	SEMI AUTOMATIC	SEMI AUTOMATIC
MATERIAL	MS BODY	MS BODY
POWER SOURCE	ELECTRIC	ELECTRIC
VOLTAGE (V)	415	415
CURRENT (A)	16	28
CORROSION RESISTANCE	YES	YES
POWER CONSUMPTION	9.50KWH	17.00KWH
MOTOR RPM	2880	2880
BEATER (CUTTER) RPM	3840	3840
FREQUENCY (HZ)	50	50
MOTOR TYPE	THREE PHASE	THREE PHASE
COATING	POWDER COATING	POWDER COATING
CHAMBER	DOUBLE CHAMBER	DOUBLE CHAMBER
MACHINE DIMENSION INCH	L-63", W-24", H-50.6"	L-71", W-25", H-55"
FRONT CHAMBER DIMENSION INCH	14" Dia x 8.5" Depth	16" Dia x 10.5" Depth
CYCLONE DIMENSION INCH	L-30", W-30", H-100"	L-30", W-30", H-108"
CYCLONE MOTOR	0.5 & 2 HP	0.5 & 3 HP
PRICE		

MASALA MACHINE WITH GRADER WITH CYCLONE 3HP TO 30HP



* Depends on material & sieve size

SUGAR GRINDING MACHINE



SUGAR MACHINE WITH CYCLONE




SUGAR GRINDING



* Depends on material & sieve size

SUGAR MACHINE	3HP+2HP CYCLONE	5HP+3HP CYCLONE	10HP+5HP CYCLONE
MODEL NO.	AZSC301	AZSC501	AZSC1001
GRINDING CAPACITY PER HRS	100 TO 200 KG*	300 TO 500 KG*	600 TO 1000 KG*
AUTOMATION GRADE	SEMI AUTOMATIC	SEMI AUTOMATIC	SEMI AUTOMATIC
MATERIAL	MS BODY	MS BODY	MS BODY
POWER SOURCE	ELECTRIC	ELECTRIC	ELECTRIC
VOLTAGE (V)	415	415	415
CURRENT (A)	5	7.5	16
CORROSION RESISTANCE	YES	YES	YES
POWER CONSUMPTION	2.50KWH	3.75KWH	9.50KWH
MOTOR RPM	2880	2880	2880
BEATER (CUTTER) RPM	4320	4320	4320
FREQUENCY (HZ)	50	50	50
MOTOR TYPE	THREE PHASE	THREE PHASE	THREE PHASE
COATING	POWDER COATING	POWDER COATING	POWDER COATING
CHAMBER	SINGLE CHAMBER	SINGLE CHAMBER	SINGLE CHAMBER
MACHINE DIMENSION INCH	L-43", W-22", H-50"	L-50", W-24", H-56"	L-56", W-27", H-55"
CHAMBER DIMENSION INCH	10" Dia x 6.5" Depth	12" Dia x 6.5" Depth	CUSTOMIZED
CYCLONE DIMENSION INCH	CUSTOMIZED	L-37.5", W-52", H-103"	L-37.5", W-52", H-103"
CYCLONE MOTOR	2 HP	3 HP	5 HP
PRICE			

2 IN 1 RICE MILL MACHINE



RICE MILL MACHINE	3 HP	5 HP
MODEL NO.	ARM312	ARM532
GRINDING CAPACITY (RICE) PER HRS	80 TO 90 KC*	120 TO 140 KC*
WHEAT GRINDING CAPACITY PER HRS	15 TO 18 KG*	22 TO 25 KG*
AUTOMATION GRADE	SEMI AUTOMATIC	SEMI AUTOMATIC
MATERIAL	MS BODY	MS BODY
POWER SOURCE	ELECTRIC	ELECTRIC
VOLTAGE (V)	230	415
CURRENT (A)	14	7.5
CORROSION RESISTANCE	YES	YES
POWER CONSUMPTION	2.40KWH	3.20KWH
MOTOR RPM	1440	1440
FREQUENCY (HZ)	50	50
MOTOR TYPE	SINGLE PHASE	THREE PHASE
COATING	POWDER COATING	POWDER COATING
CHAMBER	DOUBLE CHAMBER	DOUBLE CHAMBER
MACHINE DIMENSION INCH	L-72", W-24", H-44"	L-83", W-25", H-52"
FRONT CHAMBER DIMENSION INCH	9.75" Dia x 5" Depth	11.8" Dia x 6.18" Depth
PRICE		

DAL MILL MACHINE



DAL MILL MACHINE 2HP



DAL MILL MACHINE	2 HP
MODEL NO.	AZDM204
GRINDING CAPACITY PER HRS.	40 TO 50 KG
AUTOMATION GRADE	SEMI AUTOMATIC
MATERIAL	MS BODY
POWER SOURCE	ELECTRIC
VOLTAGE (V)	220
CURRENT (A)	8
CORROSION RESISTANCE	YES
POWER CONSUMPTION	1.30KWH
MAIN MOTOR RPM	1440
FREQUENCY (HZ)	50
MOTOR TYPE	SINGLE PHASE
COATING	POWDER COATING
JALI NO. (SET)	1, 2, 3, 4
MACHINE DIMENSION INCH	L-48", W-21", H-53"

DAL MILL MACHINE 3HP & 5HP



DAL MILL MACHINE	3 HP	5 HP
MODEL NO.	AZDM304	AZDM504
GRINDING CAPACITY PER HRS.	60 TO 80 KG	80 TO 100 KG
AUTOMATION GRADE	SEMI AUTOMATIC	SEMI AUTOMATIC
MATERIAL	MS BODY	MS BODY
POWER SOURCE	ELECTRIC	ELECTRIC
VOLTAGE (V)	220	415
CURRENT (A)	11	7.5
CORROSION RESISTANCE	YES	YES
POWER CONSUMPTION	2.30KWH	3.75KWH
MAIN MOTOR RPM	1440	1440
FREQUENCY (HZ)	50	50
MOTOR TYPE	SINGLE PHASE	THREE PHASE
COATING	POWDER COATING	POWDER COATING
JALI NO. (SET)	1, 2, 3, 4	1, 2, 3, 4
MACHINE DIMENSION INCH	L-62.5", W-35", H-60"	L-64.5", W-36.5", H-62"




MASALA & NAMKEEN MIXING MACHINE



MASALA MIXING	1.5 FEET	2 FEET	2 FEET
MODEL NO.	ANMM1.5	ANMM2.0	APMM50
MOTOR CAPACITY	0.5 HP	0.5 HP	1.5 HP
MOTOR RPM	1440 RPM	1440 RPM	1440 RPM
MOTOR TYPE	SINGLE PHASE	SINGLE PHASE	THREE PHASE
AUTOMATION GRADE	SEMI AUTOMATIC	SEMI AUTOMATIC	SEMI AUTOMATIC
DRUM CAPACITY	5 TO 10 KG	15 TO 20 KG	20 TO 30 KG
DRUM SIZE	L-18", W-10", H-12"	L-24", W-12", H-14"	L-24", W-18", H-24"
MACHINE SIZE	L-36", W-16", H-27"	L-39", W-19", H-29"	L-37", W-27", H-48"
MACHINE WEIGHT	50 KG	64 KG	190 KG
PRICE			

MASALA GRADER - AMG05N



Motor Capacity : 0.5 HP
Sieve Mesh Size : 20 or 30 Mesh
Machine Dimension : L-55", W-22.5", H-25"

Suitable For

Coriander Powder, Cumin Powder, Turmeric Powder
No Labor Require to Operate This Machine

PRICE :

PACKING MACHINE




MODEL NO.	PM820
MACHINE STRUCTURE	MS Powder Coating
MACHINE SIZE (INCH)	L-42", W-16", H-39"
SEALING SIZE	12mm
MAX. ADJUSTMENT HEIGHT	22"
MIN. ADJUSTMENT HEIGHT	8"
VOLTAGE (V/HZ)	AC 220/50 110/60

PRICE :

DALIYA MACHINE



DALIYA MACHINE



DALIYA MACHINE	3 HP	5 HP
MODEL NO.	ADMG303	ADMG503
GRINDING CAPACITY (RICE) PER HRS	80 TO 150 KG*	140 TO 200 KG*
AUTOMATION GRADE	SEMI AUTOMATIC	SEMI AUTOMATIC
MATERIAL	MS BODY	MS BODY
POWER SOURCE	ELECTRIC	ELECTRIC
VOLTAGE (V)	415	415
CURRENT (A)	4.5	7.5
CORROSION RESISTANCE	YES	YES
POWER CONSUMPTION	2.61KWH	4.29KWH
MOTOR RPM	1440	1440
FREQUENCY (HZ)	50	50
MOTOR TYPE	THREE PHASE	THREE PHASE
MOTOR CAPACITY	3HP + 0.5HP (GRADER) + 0.5HP (BLOWER)	5HP + 0.5HP (GRADER) + 0.5HP (BLOWER)
COATING	POWDER COATING	POWDER COATING
CHAMBER	SINGLE CHAMBER	SINGLE CHAMBER
MACHINE DIMENSION INCH	L-50", W-33", H-59"	L-82", W-40", H-66"
CHAMBER DIMENSION INCH	10" Dia x 6" Depth	12" Dia x 6" Depth
PRICE		

DALIYA MACHINE



DALIYA MACHINE	7.5 HP	10 HP	20 HP
MODEL NO.	ADMG753	ADMG1003	ADMG2003
GRINDING CAPACITY(RICE) PER HRS	230 TO 310 KG*	350 TO 600 KG*	800 TO 1000 KG*
AUTOMATION GRADE	SEMI AUTOMATIC	SEMI AUTOMATIC	SEMI AUTOMATIC
MATERIAL	MS BODY	MS BODY	MS BODY
POWER SOURCE	ELECTRIC	ELECTRIC	ELECTRIC
VOLTAGE (V)	415	415	415
CURRENT (A)	11.0	16	28.0
CORROSION RESISTANCE	YES	YES	YES
POWER CONSUMPTION	6.27KWH	8.46KWH	15.56KWH
MOTOR RPM	1440	1440	1440
FREQUENCY (HZ)	50	50	50
MOTOR TYPE	THREE PHASE	THREE PHASE	THREE PHASE
MOTOR CAPACITY	7.5HP + 0.5HP (GRADER) + 0.5HP (BLOWER)	10HP + 0.5HP (GRADER) + 0.5HP (BLOWER)	20HP + 0.5HP (GRADER) + 0.5HP (BLOWER)
COATING	POWDER COATING	POWDER COATING	POWDER COATING
CHAMBER	SINGLE CHAMBER	SINGLE CHAMBER	SINGLE CHAMBER
MACHINE DIMENSION INCH	L-120", W-33", H-69"	L-120", W-33", H-80"	L-140", W-40", H-85"
CHAMBER DIMENSION INCH	14" Dia x 7" Depth	16" Dia x 10" Depth	18" Dia x 10" Depth
PRICE			



VIBRO MACHINE 24", 36", 48"



SIEVE DIMENSION	24" Dia	36" Dia	48" Dia
MOTOR CAPACITY	0.5 HP	1 HP	1.5 HP
MOTOR RPM	1440 RPM	1440 RPM	1440 RPM
MOTOR TYPE	3 PHASE	3 PHASE	3 PHASE
PRICE			
MESH 40 OR 50 SIEVE			
1 SIEVE PROVIDE			

MASALA ROASTER MACHINE



MODEL NO.	AROM20
CAPACITY	15 TO 20 KG/BATCH
MOTOR CAPACITY	1 HP
MOTOR RPM	1440
BOWL RPM	48
DRUM BODY	SS304
GAS BURNER	1 NOS. - 12"
BOWL SIZE	21" x 21" x 25"
MACHINE DIMENSION	40" x 52" x 58"
MACHINE WEIGHT	200 KG
PRICE	

MINI SEED CLEANING PLANT



MINI SEED CLEANING PLANT	200 KG	300 KG
MODEL NO.	RG200/ADM200/AWM200	RG300/ADM300/AWM300
CLEANING CAPACITY	200 KG	300 KG
MATERIAL	M.S. BODY	M.S. BODY
POWER SOURCE	ELECTRIC	ELECTRIC
VOLTAGE	415	415
CURRENT (A)	6.5	6.5
CORROSION RESISTANCE	YES	YES
POWER CONSUMPTION	1.875	1.875
CRUSHER MOTOR	1 HP	1 HP
SEED GRADER MOTOR	0.5 HP	0.5 HP
MAGNETIC DISTONER MOTOR	0.5 HP	0.5 HP
AIR BLOWER MOTOR	0.5 HP	0.5 HP
MOTOR TYPE	3 PHASE	3 PHASE
MOTOR RPM	1440 / 2880	1440 / 2880
FREQUENCY (Hz)	50	50
MACHINE DIMENSION INCH	L-85.6 x W-41.41 x H-115.70	L-85.6 x W-41.41 x H-115.70




MOBILE ROUND GRADER

MODEL NO.	MRG300
GRADING CAPACITY	300 KG TO 400 KG
AUTOMATION GRADE	SEMI AUTOMATIC
POWER SOURCE	FUEL / ELECTRIC
FUEL CONSUMPTION (PER HRS.)	1.5 LTR TO 2 LTR
TRACTOR RPM	400
TRACTOR CAPACITY	15 HP
MATERIAL	M.S. BODY
COATING	POWDER COATING
MACHINE DIMENSION (INCH)	-



FULLY STONELESS PLANT - 500KG



FULLY STONELESS PLANT - 800KG





FULLY STONELESS PLANT - 1200KG



FULLY STONELESS PLANT - 2000KG



FULLY STONELESS CUSTOMIZED PLANT





OIL MACHINE



OIL MACHINE	0.5 HP
MODEL NO.	AO0.5
INPUT CAPACITY	3.5 TO 6 KG
CAPACITY	4 TO 6 KG / HRS.
TEMP. CONTROLLER	YES
MACHINE POWER	600W
KEEP WORKING HRS.	3 - 4 HRS.
VOLTAGE (V)	220
POWER CONSUMPTION	0.6 - 0.8 UNIT/HRS.
MATERIAL	SS
MOTOR TYPE	SINGLE PHASE
MACHINE WEIGHT	11.5 KG
GROSS WEIGHT	13.5 KG
DIMENSION (INCH)	15.8" x 6" x 9.8"
PRICE	

OIL MACHINE



OIL MACHINE	1 HP	1.5 HP	3 HP
MODEL NO.	AO1.0	AO1.5	AO3.0
INPUT CAPACITY	8 TO 12 KG	14 TO 20 KG	25 TO 35 KG
CAPACITY	8 TO 12 KG / HRS.	14 TO 20 KG / HRS.	25 TO 35 KG / HRS.
TEMP. CONTROLLER	YES	YES	YES
MACHINE POWER	1500W	2000W	4200W
PRESSURE WHEEL	AVAILABLE	AVAILABLE	AVAILABLE
KEEP WORKING HRS.	10 - 12 HRS.	12 HRS.	12 - 14 HRS.
VOLTAGE (V)	220	220	220
POWER CONSUMPTION	1.5 - 1.8 UNIT/HRS.	2 - 2.5 UNIT/HRS.	4 - 4.2 UNIT/HRS.
MATERIAL	SS	SS	SS
MOTOR TYPE	SINGLE PHASE	SINGLE PHASE	SINGLE PHASE
MACHINE WEIGHT	50 KG	68 KG	94 KG
GROSS WEIGHT	62 KG	85 KG	115 KG
DIMENSION (INCH)	27.5" x 30" x 11.8"	32" x 23.6" x 14"	35.5" x 36.6" x 17.7"
PRICE			



MULTI CROP THRESHER



MODEL NO.	AMT750P
ROTOR SPEED	2000 (R/Min)
ROTOR DIAMETER	290 mm
ROTOR LENGTH	370 mm
MACHINE WEIGHT	55 kg
MACHINE DIMENSION (MM)	750 x 495 x 940
OUTPUT	600 kg/hrs
GASOLINE (PETROL) ENGINE	7.5 hp
POWER CONSUMPTION	2.2 Kw

MULTI CROP GRADER



MODEL NO.	AMG5
MOTOR	0.2 hp
MOTOR SPEED	2800 rpm
VOLTAGE	220/230
MOTOR TYPE	Single Phase
MACHINE DIMENSION (MM)	1350 x 600 x 1110
OUTPUT	400 kg/hrs
MACHINE WEIGHT	45 kg
SUITABLE	All type of Crop Grading



SELF PROPELLED REAPER



Machine Code	ASPR1000	Engine	4 Stroke
Cutting Width	1000 mm (4 ft.)	Speed	3600 rpm
Cutting Height	30 mm	Displacement	212 cc
Productivity	5 to 7.5 hr/h	Max Power	7 hp
Fuel Type	Petrol	Machine Weight	140 kg
Fuel Consumption	1 ltr/h	Start System	Self Start
Fuel Tank Capacity	3.6 ltr	Suitable	Long/Short & All type of Crops





500gm to 25kg Per Batch



TECHNICAL SPECIFICATIONS

Model	ARST-3
Batch Capacity	3kgs per Batch
Per Hours Capacity	6 kg to 9 kg
Roasting Time	12 Minutes to 20 Minutes
Cooling Time	5 Minutes
Power Consumption	0.50 KW per hrs.
Daily Capacity (For 8 Hours)	64 kg / Daily Dark Roast - 48 kg
Voltage	220 V - 50Hz / 60Hz
Colour	Customize
Weight	226 kg Approx
Heating System	LPG / Natural Gas
Consumption of Gas	1.98 m ³ (LPG) & 2.86 m ³ (Natural Gas) 1.386 kg / 2.37 kg
Automation Grade	Mobile Operated Full Auto Machine
Type of Roasting	Convection & Conduction Roasting
Number of Motors	4 Motors
Body Type	Stainless Steel, MS

OUR VALUABLE CLIENTS



and
Many More
Valuable Customers

FOLLOW US ON SOCIAL MEDIA



AATOMIZE MANUFACTURING PVT. LTD.

Plot No. 6/7, Captain Tractor Street, Padvala Road,
Shapar (Veraval), Rajkot - 360024, Gujarat (INDIA).

For Inquiry : +91 87390 87390

E-Mail : info@aatomize.com

Web : www.aatomize.com

Download Brochure



Get in Touch With Us